

M-TEK CLAMP ON METAL ROOF SYSTEM



CSR

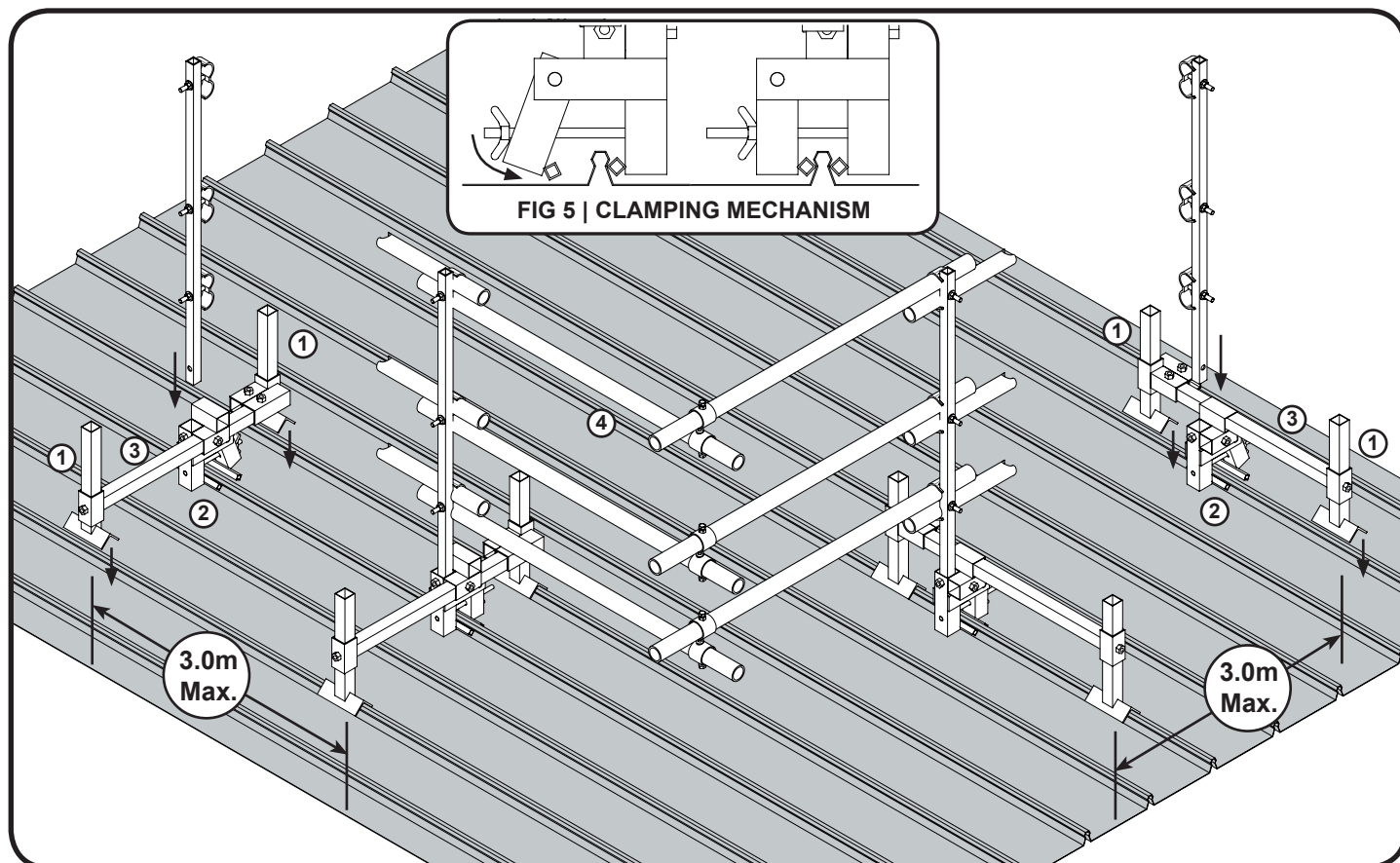


FIG 1 | SYSTEM ASSEMBLY

SYSTEM ASSEMBLY

STAGE 1 - CLAMP ON ASSEMBLY

Loosen Support Legs ① on both ends so that the Clamping Jaws ② are free to move up and down the roof rib.

Try to make sure the Clamping Jaws is centrally located if this is not possible please ensure the longer side of the Support Bar ③ is facing outside of the work area, this will ensure greater support if the rail is forced outwards.

Always locate the Clamping Jaws over the roof purlin and under mounted roof clips this will prevent crushing of the roof rib and provide the most effective clamping action.

Ensure that the clamp is open enough so the jaws can straddle over both sides of the roof rib. See Fig 5.

Place clamp over rib and tighten, making sure the jaws are firmly attached under the rib lip. See Fig 5.

STAGE 2 - ADJUSTMENT OF THE CLAMP ON SUPPORTS

Once satisfied with the clamp connection push the Support Legs down on both sides of the clamp until the horizontal Support Bar is level

to the roof sheets, remove all movement or slack out of the Support Legs then tighten.

Once you have two or more Clamp On Supports in situ you can proceed to install the "Clamp On Posts" making sure the rail clamps are facing inwards to the work area.

STAGE 3 - SPACING

Repeat "Clamp On Assembly" and "Clamp On Post" stage ensure the distance between post centres does not exceed 3.0 metres.

STAGE 4 - RAILS

Attach top, middle and bottom rails ④ to the Clamp On Post.

Continuous Rail Linkage – see Fig 2. Use Rail Clamps on Clamp On Post.

Angled Rail Linkage Joggle or Chain Joggle – See Fig 3 & 4. Use Joggle to link and clamp rails at a corner or cross junction.

Rails must overlap at least 100mm on each side of the joggle.

Ensure that all bolts are tight before use.

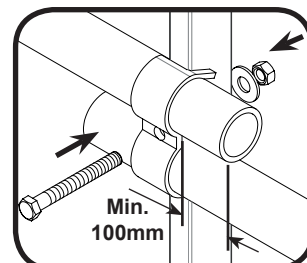


FIG 2 | CONTINUOUS RAILS

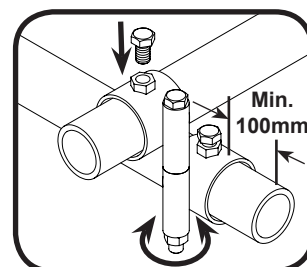


FIG 3 | LINKAGE JOGGLE

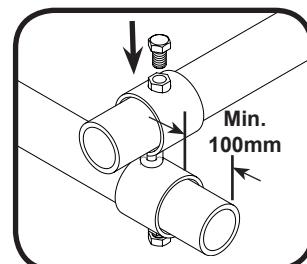


FIG 4 | CHAIN JOGGLE

1300 377 233

www.csrroofing.com.au

TopCat Safety Rail is a division of CSR Building Products Ltd. ABN 55008631356. Chatswood NSW 2067.