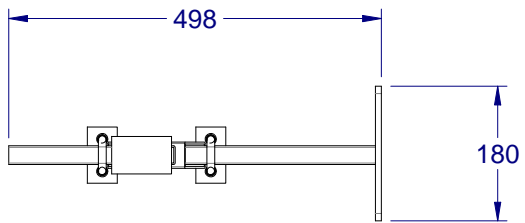


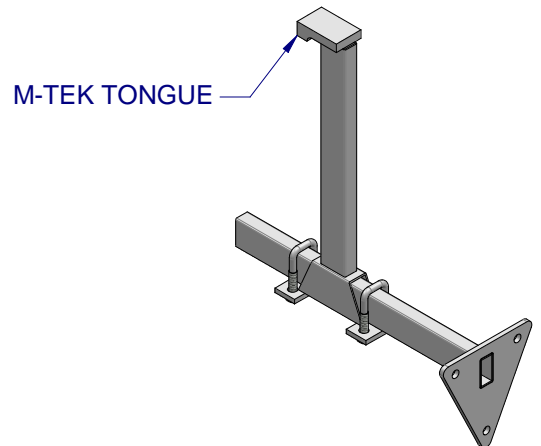
ITEM	DWG	TITLE	QTY	MASS
1	N/A	M12 NUT	4	0.1 kg
2	SRS-201	RISER	1	2.1 kg
3	SRS-202	EXTENSION ARM	1	2.1 kg
4	SRS-203	RISER U-BOLT	2	0.3 kg

**MASS: 4.6 kg**

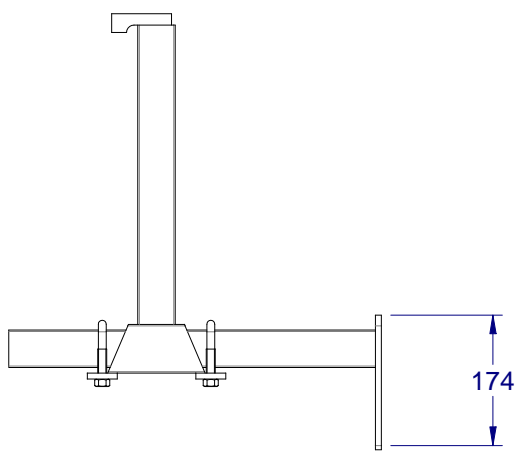
REV	DESCRIPTION / CHANGES	BY	APP'D	DATE



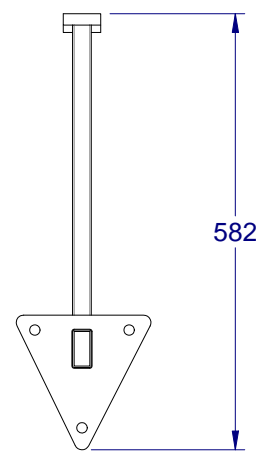
**TOP VIEW**



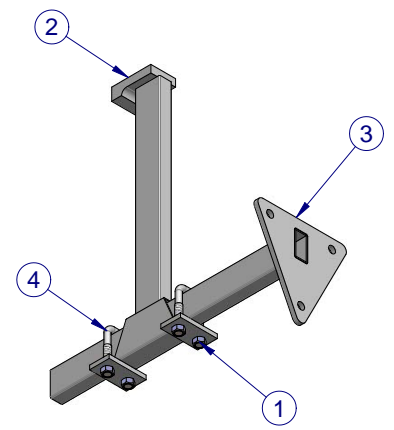
**ISOMETRIC VIEW**



**FRONT VIEW**



**SIDE VIEW**




**ISOMETRIC VIEW (FROM BELOW)**

- GENERAL WELDING NOTES:  
 1- ALL WELDS ON OUTSIDE SURFACES ONLY  
 2- MAINTAIN ALL HOLLOW SECTIONS  
 3- THICK LINES ON ISO VIEWS SHOW VISIBLE WELD LOCATIONS ONLY



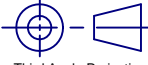
**www.csrrroofing.com.au**

130 Gilba Road  
 Girraween NSW 2145  
 Ph. (02) 9896-5250  
 Fax (02) 9495-7910



**COPYRIGHT 2007 TOPCAT / CSR**  
 WARNING: Copyright in this drawing remains the property of TOPCAT / CSR and copying in whole or part is not permitted without the written authority of the copyright owner

TOLERANCES  
 (Unless otherwise noted)  
 Whole: ± 0.25 mm  
 Decimal: ± 0.1 mm  
 Angular: ± 0.25 deg.



Third Angle Projection  
 AS 1100

MATERIAL NOTES:  
 ALL STEEL TO COMPLY WITH AS1163 GRADES C350L0 & C450L0

ALL FINISHES HOT-DIP GALVANIZED FINISH UNLESS OTHERWISE SPECIFIED - PROVIDE DRAINAGE HOLES WHERE NECESSARY IF NOT ALREADY DRAWN

All Dimensions Are In Millimetres  
 Break All Sharp Corners and Remove Burrs & Swarf

Denotes Critical Dimension

Drawn By **KENNOVATIONS PTY LTD** 61 2 9966 8867

DATE: 26/09/2006

DRN: *CJM*

APPROVED:

TITLE: TEK SERIES COMMERCIAL SAFETY RAIL SYSTEM  
**EXTENSION ARM AND RISER ASSEMBLY**

MATERIAL:  
**SEE DRAWINGS**

FINISH:  
**SEE DRAWINGS**

SCALE: D.N.S

DWG No: **SRS-200**

REV No: **A3**

REV No: **1**

SHEET 1 of 1